

The CraftWeb

Free Chart

Beeskep

Counted Cross Stitch

Designed by Madeleine Findley

© Warnaar Trading Co Ltd, 1995

Finished size on 14ct Aida

or 28ct Evenweave 15 x 22cm



Materials

25 x 32cm in either:

Zweigart 14ct Aida - Colour 264 Ivory (101 Antique White)

Zweigart 28ct Brittney - Colour 264 Ivory (101 Antique White)

DMC Tapestry Needle size 24

DMC Stranded Cotton as listed:

○	3824	Apricot - lt
+	352	Coral - Lt
△	3825	Pale Pumpkin
I	351	Coral
*	3853	Autumn Gold - dk
▲	3801	Melon - vy dk
◆	801	Coffee Brown - dk
■	3822	Straw - lt
↑	3821	Straw
3	3827	Pale Golden Brown
∇	3820	Straw - dk
←	436	Tan
+	3828	Hazelnut Brown
L	435	Brown - vy lt
◇	3829	Old Gold - vy dk
—	3826	Golden Brown
△	433	Brown - med
□	3823	Pale Yellow - ultra

↓	3819	Moss Green - lt
→	907	Parrot Green - lt
↖	906	Parrot Green - med
↗	3818	Emerald Green - ultra vy dk
X	3811	Turquoise - vy lt
↙	3817	Celadon Green - lt
↘	502	Blue Green
↖	3815	Celadon Green - dk
↗	501	Blue Green - dk
↖	3816	Celadon Green
↗	3807	Cornflower Blue
↖	3806	Cyclamen Pink - lt
↗	3805	Cyclamen Pink
↖	3804	Cyclamen Pink - dk
↗	3803	Mauve - dk
↖	3802	Antique Mauve - vy dk
Y	Blanc	White
●	310	Black

Instructions

Oversew edges of fabric to prevent fraying.

Centre the design on the fabric.

Stitch symbols as Cross stitch with 2 strands.

1 square on the graph equals 1 Aida fabric square or 2 fabric threads on evenweave.

Backstitch

Stitch lines as Back stitch with 1 strand.

Use 3802 for Wedding Day Rose & Leaves, Pansies & Foxgloves.

Use 801 for Beeskep, Honey Bees, Poppies & Daisies.

Use 3820 for Honeycomb.

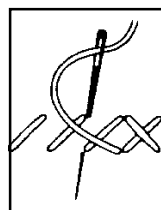
Use 310 for Bumble Bee

French Knots

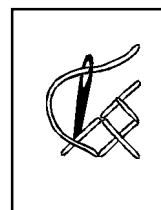
Use 3820 for centres on Wedding Day Roses.

Use 801 for Honey Bee eyes & 310 for Bumble Bee eyes.


Use 3802 for Foxglove centres.



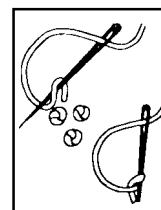
Cross Stitch



3/4 Cross Stitch



Back Stitch




French Knots



Beeskep

Counted Cross Stitch
Designed by Madeleine Findley

Section 1



Section 2

10 row overlap

